


Name: \_\_\_\_\_



# Self-Guided Museum Trail

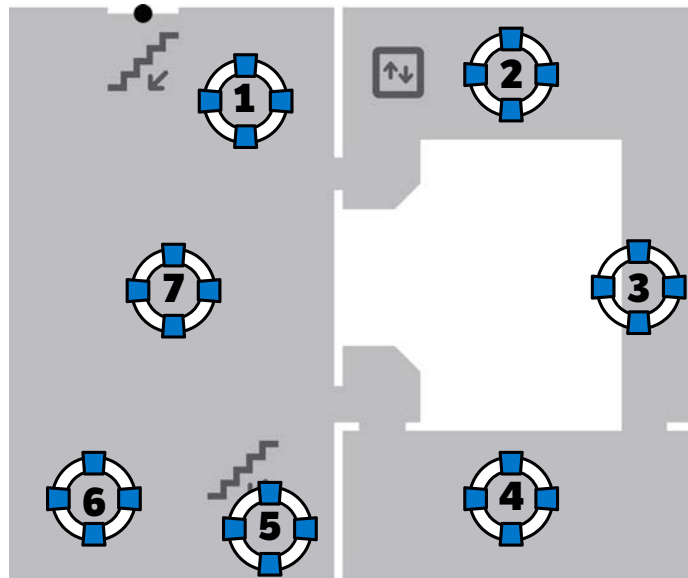
## Primary

This trail booklet is designed for teachers to use with students during a self-guided visit to the South Australian Maritime Museum. It introduces the main exhibitions and explores the themes, concepts and ideas addressed. The activities in this booklet encourage students to interact with the museum objects by thinking, talking and engaging in hands-on activities.

**STUDENTS MUST BE SUPERVISED AT ALL TIMES WHILE IN THE MUSEUM**

## Upper Floor

1. Wrecked
2. Tapestry of Treasures
3. Figureheads
4. Windjammers
5. HMS Investigator Anchor
6. First Voyages
7. Life's a Beach



# 1

## Wrecked

This exhibition tells the stories of some of the 850 shipwrecks off the South Australian coast.



### Find the figurehead without a head!

This figurehead came from the shipwreck of The Norma. How do you think she lost her head?

---

---

---

---

---

### Look through the artefacts that have been salvaged from shipwrecks. Find:

An object that you find interesting \_\_\_\_\_

An object you have never seen before \_\_\_\_\_

An object that you think may be valuable \_\_\_\_\_

# 2

## Tapestry of Treasures

This exhibition shows part of the oldest maritime collection in Australia.

Object	Why did it bring good luck?
Pipe made from albatross bone	
Figurehead	
Iron cat's head (near lift)	
Porpoise jaws	

# 6

## First Voyages

This exhibition looks at the early European voyages of the Australian coast.

Find Captain Cook's Chest.  
What do you think he may have kept in his chest?

---

---

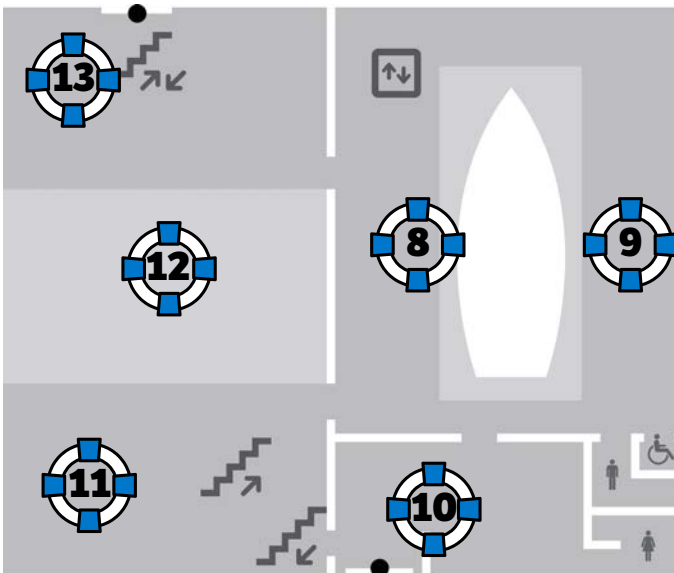
---

---

---

---

Draw a picture of one of the animal specimens the scientists may have taken back to Europe.



- Ground Floor**
- 8. Active II Ketch
  - 9. Figureheads
  - 10. Entrance, Shop & Toilets
  - 11. Action Stations - Navy
  - 12. Temporary Exhibition
  - 13. Dolphins - The Port River Pod

**8**

# The Ketch

The Active II is a replica cargo vessel.

**Can you find the following:**

Helm	
Red & green lanterns	
Captain's cabin	
Toilet	
Cabin for two ketch hands	
Water container	



The \_\_\_\_\_ lantern is on the PORT (left) side of the ketch.

The \_\_\_\_\_ lantern is on the STARBOARD (right) side of the ketch.

9

# The Figureheads

Figureheads are carved or painted figures or emblems that were thought to guide the ship safely through waters.

Draw your favourite figurehead below. Write a description about it.

---

---

---

---

---

---

---

---

---

---

11

# Action Stations: Navy

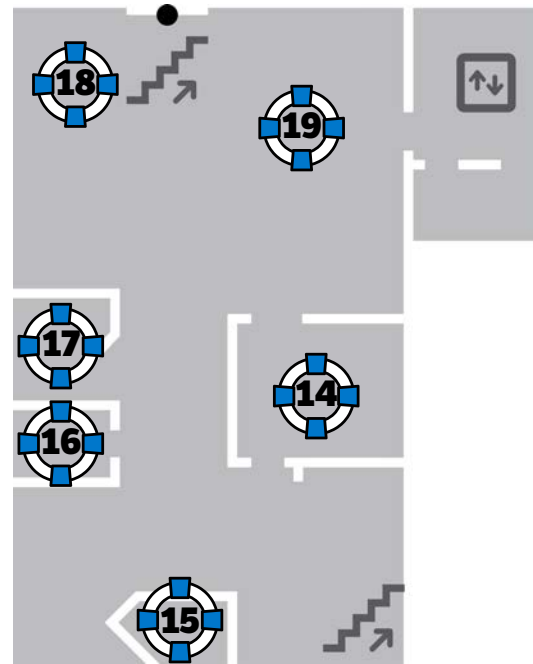
This exhibition looks at the history of the Navy in South Australia.

**Can you find the following:**

An item that a sailor brought back home with them.	
An item that would not be used anymore.	
An item that looks important to keep.	
What object do you find interesting?	

## Basement

- 14. Bound for South Australia - 1840s cabin
- 15. Bound for South Australia - 1910s cabin
- 16. Bound for South Australia - 1950s cabin
- 17. Passengers in History database
- 18. Torrens Island Quarantine Station
- 19. Living in Port



# 14-16

## Bound for South Australia

This exhibition tells us what it was like to migrate to South Australia by ship at different times in history.

**Find the cabin from the oldest ship. Lie down in one of the bunks and imagine what it would be like to sleep here for over 100 nights. What does it:**

Sound like?	Smell like?
Feel like?	Look like?

List three things that can only be found in one of the cabins.	List three things that can be found in ALL of the cabins.

# 19

## Living in Port

This exhibition looks at the history of Port Adelaide and the communities that have developed around it.

### Can you find the following:

How many cargo hooks can you find?	
What year was the cast iron elephant made?	
Who does the brass teapot belong to?	
Find the cross from Reverend Still's grave. In which year did he die on Torrens Island?	
Find the "Play in the Port" cabinet. Name one of the sporting activities that is shown in this cabinet.	
In the "Behind Closed Doors" display, what is the total sum on the dice in this cabinet?	

# Notes

Use this page to write down any notes or questions that you have.



Government  
of South Australia

