

Name: _____



Self-Guided Museum Trail

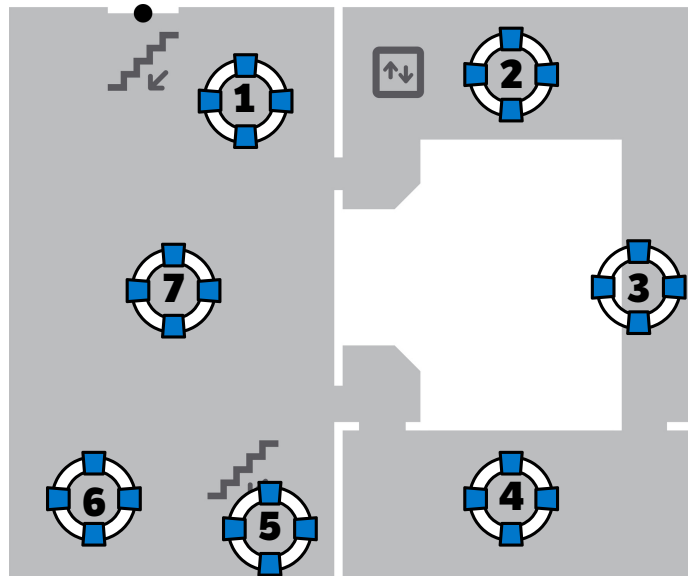
Middle Years

This trail booklet is designed for teachers to use with students during a self-guided visit to the South Australian Maritime Museum. It introduces the main exhibitions and explores the themes, concepts and ideas addressed. The activities in this booklet encourage students to interact with the museum objects by thinking, talking and engaging in hands-on activities.

STUDENTS MUST BE SUPERVISED AT ALL TIMES WHILE IN THE MUSEUM

Upper Floor

1. Wrecked
2. Tapestry of Treasures
3. Figureheads
4. Windjammers
5. HMS Investigator Anchor
6. First Voyages
7. Life's a Beach



1

Wrecked

This exhibition tells the stories of some of the 850 shipwrecks off the South Australian coast.

Choose one of the display cases and examine the relics from a shipwreck site. What information could these objects tell you about the shipwreck?

2

Tapestry of Treasures

This exhibition shows part of the oldest maritime collection in Australia.

What do you think are the most important factors a museum considers when deciding which items to add to its collection?

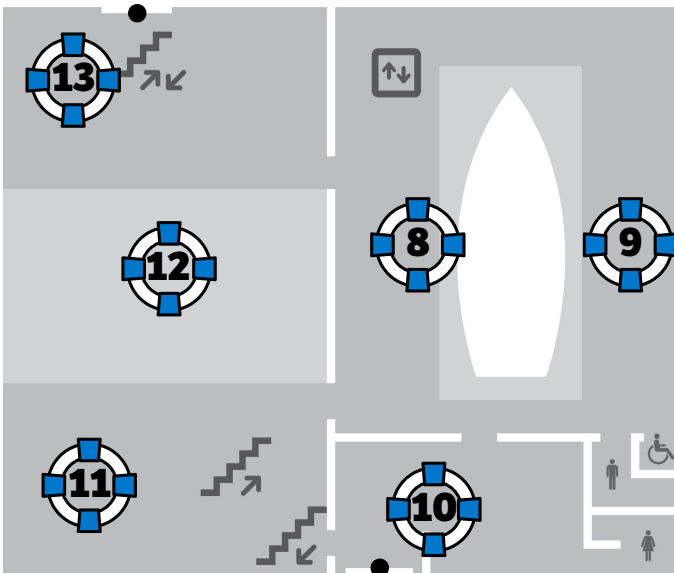
6

First Voyages

This exhibition looks at the early European voyages of the Australian coast.

Compare Matthew Flinders and Nicholas Baudin's ships. Which one do you prefer and why?

Find the map, "Cook's Tracks". What was the name given to Australia (1768-1780)?



- ### Ground Floor
- 8. Active II Ketch
 - 9. Figureheads
 - 10. Entrance, Shop & Toilets
 - 11. Action Stations: Navy
 - 12. Temporary Exhibition
 - 13. Dolphons: The Port River Pod

8

The Ketch

The Active II is a replica cargo vessel.

Wander through the Mosquito Fleet Exhibition to find the answers to the following:

What year was the original ketch, the Active built? How long was it active along the South Australian coastline?

What types of cargo did ketches like the Active collect from the various ports along the South Australian coastline? Name three types.

9

The Figureheads

Figureheads are carved or painted figures or emblems that were thought to guide the ship safely through waters.

Draw your favourite figurehead below. Write three facts about it.

11


Action Stations: Navy

This exhibition looks at the history of the Navy in South Australia.

Find the Protector Bell.

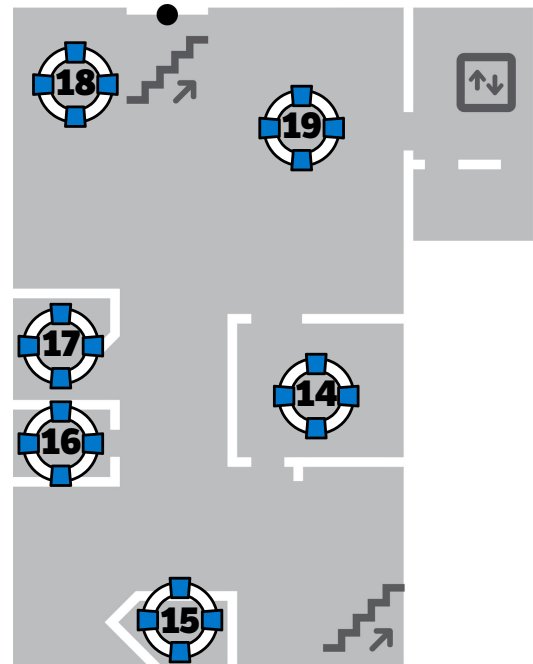
Which year is inscribed on the bell? _____

Read the information about the Protector. Write two facts about the vessel. _____



Basement

- 14. Bound for South Australia - 1840s cabin
- 15. Bound for South Australia - 1910s cabin
- 16. Bound for South Australia - 1950s cabin
- 17. Passengers in History database
- 18. Torrens Island Quarantine Station
- 19. Living in Port



14-16

Bound for South Australia

This exhibition tells us what it was like to migrate to South Australia by ship at different times in history.

Listen to the diaries in the cabins. Write down some key words to describe the experiences of the passengers.

1840s cabin	1910s cabin

Work with a partner and list three reasons people might want to migrate to another country: _____

19

Living in Port

This exhibition looks at the history of Port Adelaide and the communities that have developed around it.

Can you find the following:

How many cargo hooks can you find?	
What year was the cast iron elephant made?	
Who does the brass teapot belong to?	
Find the cross from Reverend Still's grave. In which year did he die on Torrens Island?	
Find the "Play in the Port" cabinet. Name one of the sporting activities that is shown in this cabinet.	
In the "Behind Closed Doors" display, what is the total sum on the dice in this cabinet?	

Imagine that you were a wharf side worker in Port Adelaide.

List some things that you would have used to load cargo onto a ship.

Notes

Use this page to write down any notes or questions that you have.



Government
of South Australia

