


Name: _____



Self-Guided Museum Trail

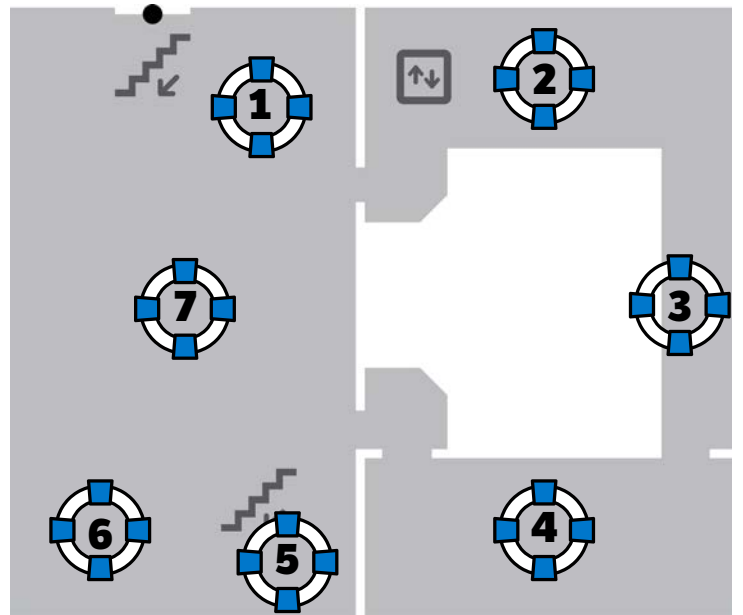
Junior Primary

This trail booklet is designed for teachers to use with students during a self-guided visit to the South Australian Maritime Museum. It introduces the main exhibitions and explores the themes, concepts and ideas addressed. The activities in this booklet encourage students to interact with the museum objects by thinking, talking and engaging in hands-on activities.

STUDENTS MUST BE SUPERVISED AT ALL TIMES WHILE IN THE MUSEUM

Upper Floor

1. Wrecked
2. Tapestry of Treasures
3. Figureheads
4. Windjammers
5. HMS Investigator Anchor
6. First Voyages
7. Life's a Beach



1

Wrecked

This exhibition tells the stories of some of the 850 shipwrecks off the South Australian coast.



Find the figurehead without a head!

This figurehead came from the shipwreck of The Norma. How do you think she lost her head?

Can you find the following objects? Why do you think they were found on a shipwreck?

A set of shark jaws _____

A top hat _____

A collection of old coins _____

2

Tapestry of Treasures

This exhibition shows part of the oldest maritime collection in Australia.

Look at the objects in the collection. Find the box of items that children like to collect now.

1. What do you like to collect?
2. Why do you think people like to collect things?

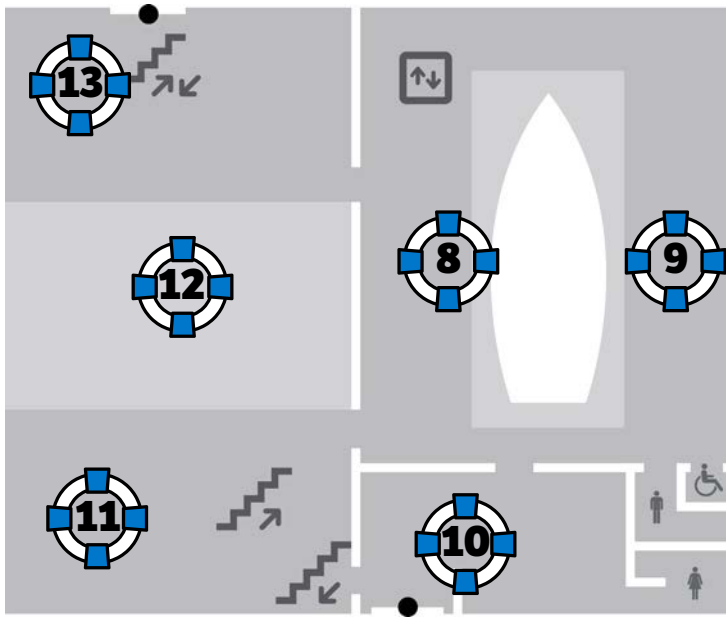
6

First Voyages

This exhibition looks at the early European voyages of the Australian coast.

Find Captain Cook's Chest.
What do you think he may have kept in his chest?

Draw a picture of one of the animal specimens the scientists may have taken back to Europe.



Ground Floor

- 8. Active II Ketch
- 9. Figureheads
- 10. Entrance, Shop & Toilets
- 11. Action Stations - Navy
- 12. Temporary Exhibition
- 13. Dolphins - The Port River Pod

8

The Ketch

The Active II is a replica cargo vessel.

Can you find the following:

Helm	
Red & green lanterns	
Captain's cabin	
Toilet	
Cabin for two ketch hands	
Water container	



The _____ lantern is on the PORT (left) side of the ketch.

The _____ lantern is on the STARBOARD (right) side of the ketch.

9

The Figureheads

Figureheads are carved or painted figures or emblems that were thought to guide the ship safely through waters.

Draw your favourite figurehead below. List two features you like about it.

11

Action Stations: Navy

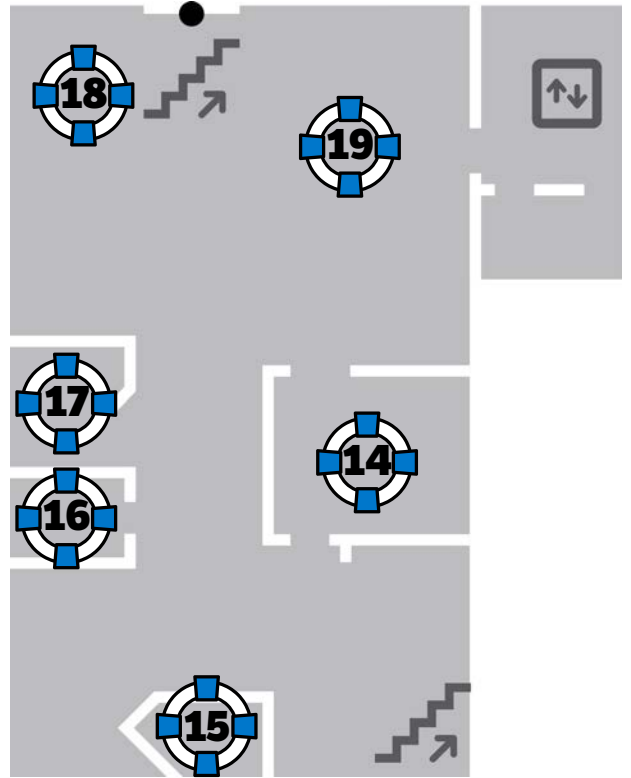
This exhibition looks at the history of the Navy in South Australia.

Can you find and circle the following:

CHINESE SLIPPERS	CANNON	DICE
SUBMARINE	SAILOR'S HAT	LETTER

Basement

- 14. Bound for South Australia - 1840s cabin
- 15. Bound for South Australia - 1910s cabin
- 16. Bound for South Australia - 1950s cabin
- 17. Passengers in History database
- 18. Torrens Island Quarantine Station
- 19. Living in Port



14-16

Bound for South Australia

This exhibition tells us what it was like to migrate to South Australia by ship at different times in history.

Find the cabin from the oldest ship. Lie down in one of the bunks and imagine what it would be like to sleep here for over 100 nights. Write a few words to describe how you feel.

Can you find the following items in the cabins?



19

Living in Port

This exhibition looks at the history of Port Adelaide and the communities that have developed around it.

Can you find the following objects:



elephant statue



time clock



Malachite specimen



rope



trophy



measuring tape

Imagine that you are a wharf side worker in Port Adelaide.
Draw some things that you would have used to load cargo onto a ship.

Notes

Use this page to write down any notes or questions that you have.



Government
of South Australia

